



2023 annual report to the Community

Marion Primary School

Marion Primary School number: 0993

Partnership: Marion Inland



School principal:

Guy Walmsley

Date of endorsement:

05/02/2024



Government
of South Australia
Department for Education

Context Statement

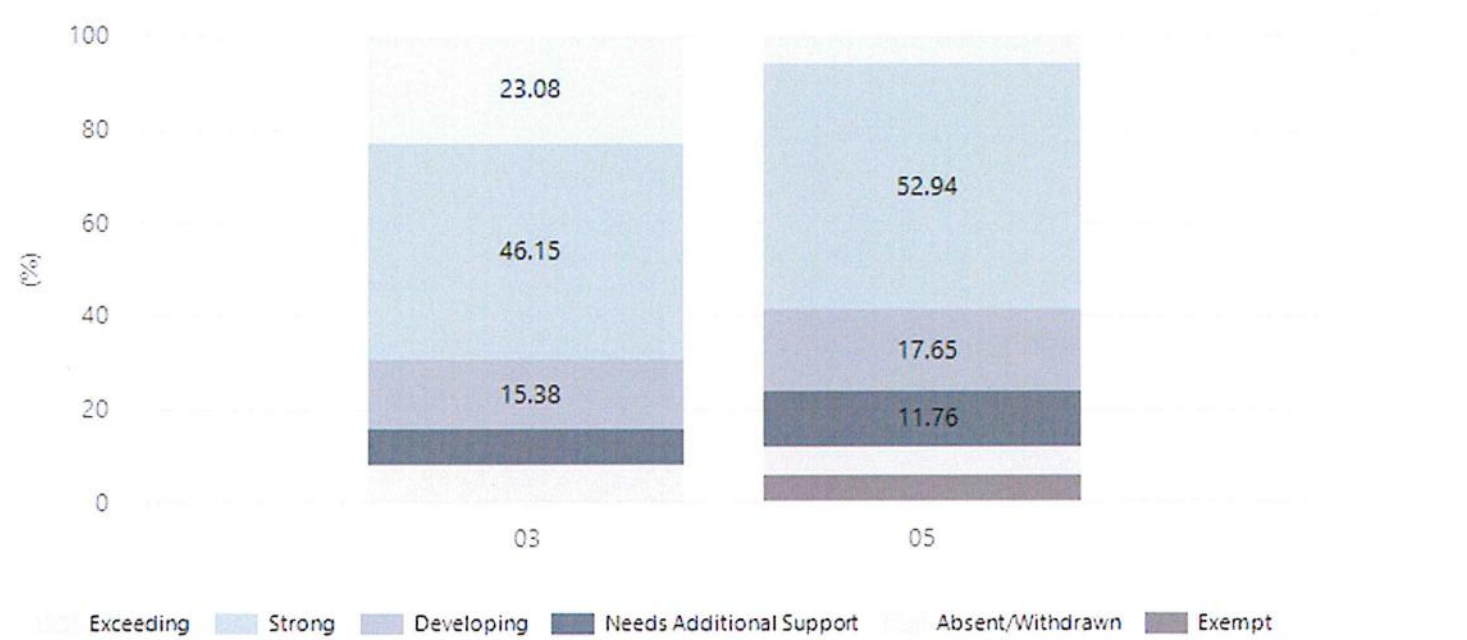
Marion Primary School caters for students from R-6. At the time of this report, the enrolment in 2023 is 153. Marion Primary School is classified as Category 4 on the Department for Education Index of Educational Disadvantage. At the time of this report, the school population includes 9% Aboriginal students, 22% students with disabilities, 21% students with English as an additional language or dialect (EALD) funded background, 1% children/young people in care. Further information about the school is available on the school's website (including its context statement), as well as the My School website.

Performance Summary

NAPLAN Proficiency

In 2023, the Australian Curriculum, Assessment and Reporting Authority (ACARA) - a Commonwealth Independent statutory authority - announced changes to NAPLAN performance reporting. This new way of reporting by ACARA that NAPLAN results from 2023 will not be comparable to previous years. The new approach replaces the previous numerical NAPLAN bands and the national minimum standard.

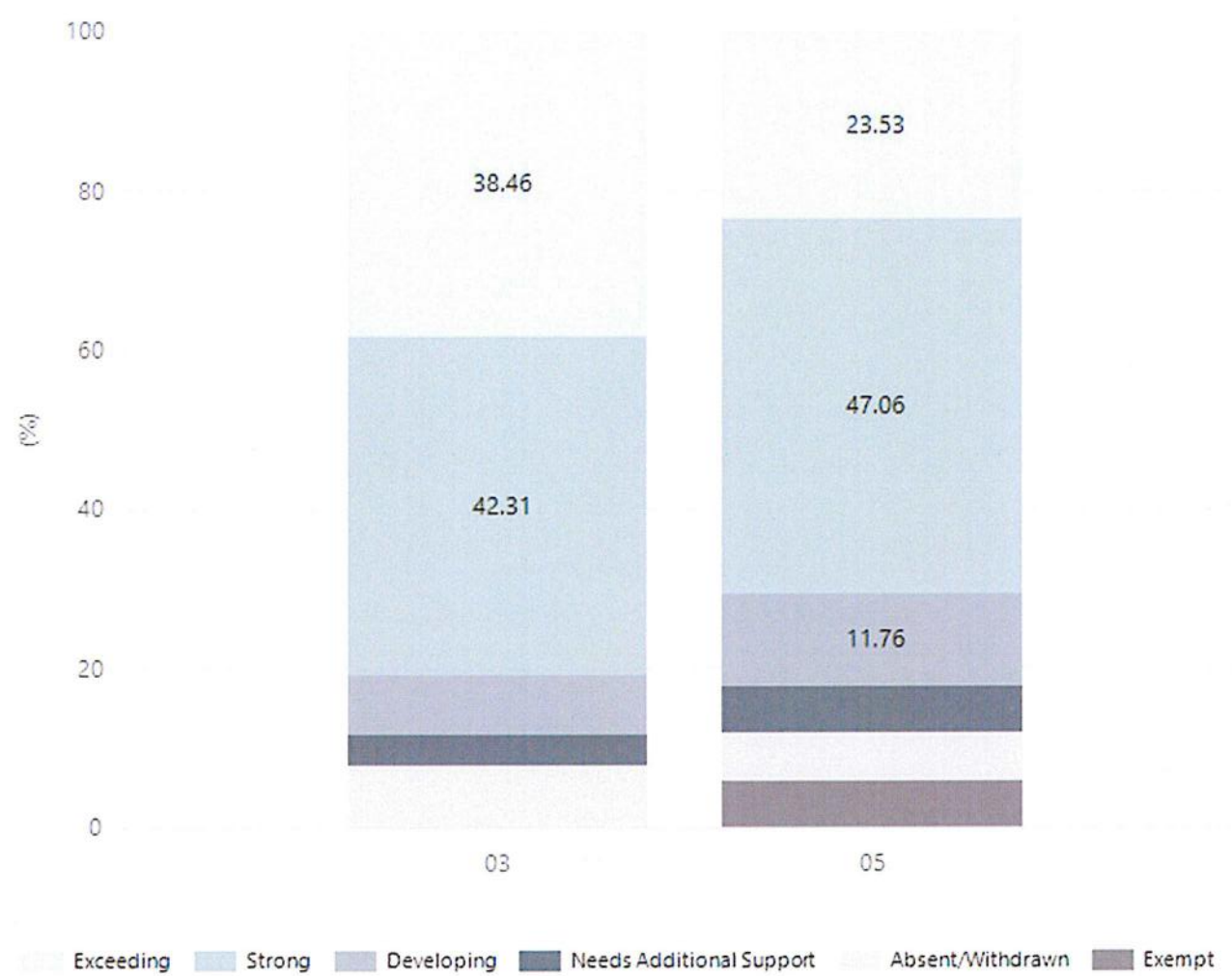
Numeracy



Year Level	03	05
Exceeding	6	1
Strong	12	9
Developing	4	3
Needs Additional Support	2	2
Absent/Withdrawn	2	1
Exempt		1
Total	26	17

Data Source: Department for Education Assessment Data Holdings, 2023. When there are less than six students in a cohort, no data is supplied.

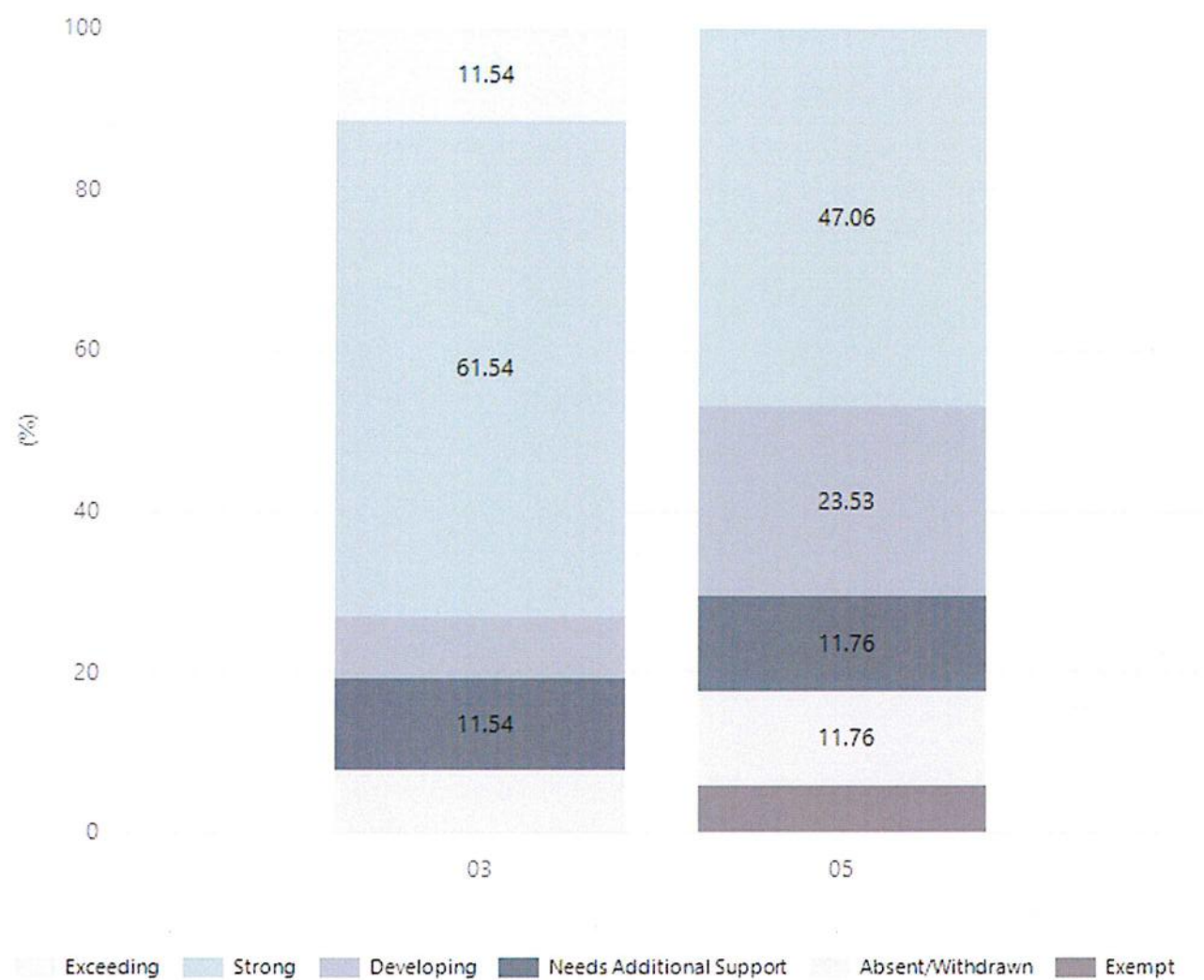
Reading



Year Level	03	05
Exceeding	10	4
Strong	11	8
Developing	2	2
Needs Additional Support	1	1
Absent/Withdrawn	2	1
Exempt		1
Total	26	17

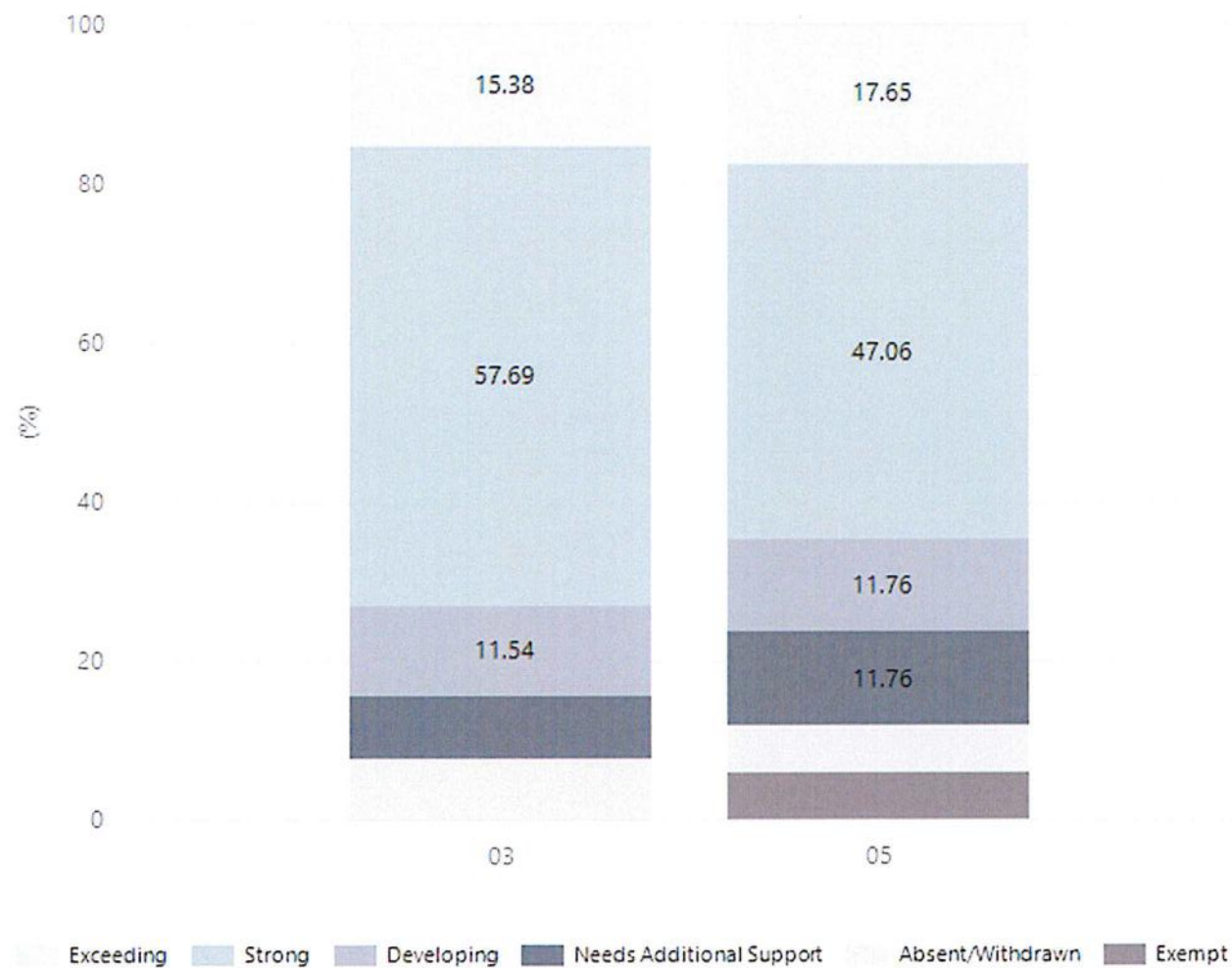
Data Source: Department for Education Assessment Data Holdings, 2023. When there are less than six students in a cohort, no data is supplied.

Writing



Year Level	03	05
Exceeding	3	
Strong	16	8
Developing	2	4
Needs Additional Support	3	2
Absent/Withdrawn	2	2
Exempt		1
Total	26	17

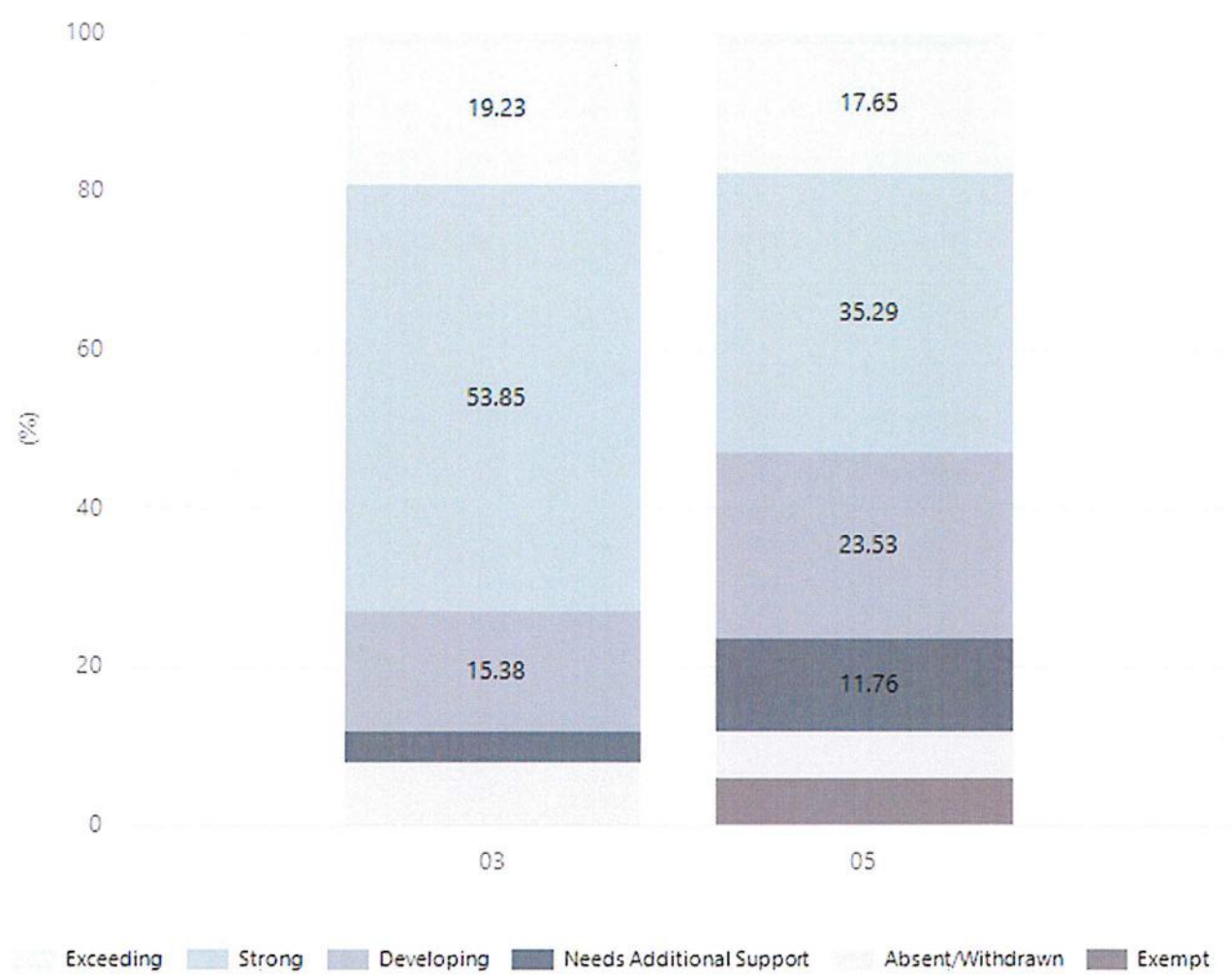
Data Source: Department for Education Assessment Data Holdings, 2023. When there are less than six students in a cohort, no data is supplied.



Year Level	03	05
Exceeding	4	3
Strong	15	8
Developing	3	2
Needs Additional Support	2	2
Absent/Withdrawn	2	1
Exempt		1
Total	26	17

Data Source: Department for Education Assessment Data Holdings, 2023. When there are less than six students in a cohort, no data is supplied.

Spelling



Year Level	03	05
Exceeding	5	3
Strong	14	6
Developing	4	4
Needs Additional Support	1	2
Absent/Withdrawn	2	1
Exempt		1
Total	26	17

Data Source: Department for Education Assessment Data Holdings, 2023. When there are less than six students in a cohort, no data is supplied.

School Attendance

Year Level	2021	2022	2023
Reception	83.2%	87.4%	84.2%
Year 01	89.7%	84.5%	83.7%
Year 02	91.6%	86.5%	90.4%
Year 03	87.3%	86.7%	82.9%
Year 04	83.9%	82.8%	89.2%
Year 05	91.4%	80.0%	90.2%
Year 06	79.5%	87.1%	80.8%
Year 07	87.8%		
Primary Other	91.7%		
Total	87.4%	85.0%	85.9%

Data Source: Department for Education Attendance Data, Semester 1 Report 2023. A blank cell indicates there were no students enrolled. 'Primary Other' includes students enrolled in specialised education options. 'Secondary Other' includes students who have already spent a year at Year 12 and elected to undertake further study at Year 12.

Attendance Comment

In South Australia, all children and young people must be in school from 6 years to 16 years old. They must attend a government or non-government school full time. From age 16 to 17 however, young people must attend school or an approved learning program (such as an apprenticeship, traineeship, accredited course or university). Schools and parents must encourage and support students to come to school every day. Parents and caregivers must make sure their child is enrolled in a school, and attends school all day and everyday it is open, unless a child is sick or has an approved exemption. Teachers and leaders actively follow up when a student misses school, including recording all absences and non-attendance. All schools in South Australia have local attendance procedures governed under the Education and Children's Services Regulations 2020.

Governing Council Chairperson's Report

2023 was my first year elected to Governing Council and the first time I have chaired a Governing Council. With great support from the returning members Trent, Jess G, Mel, and Larissa as well as the school leadership team, at the time, David and Sue I soon found a rhythm as the chairperson and minute taker.

Governing Council met twice a term (Weeks 3 and 8). As Chairperson and minute taker, I was responsible for sending out the agenda and running each meeting. In the weeks leading up to each meeting, I would complete and send out the minutes of the previous meeting to all representatives. I took responsibility for Governing Council correspondence and occasionally reviewed and signed some school policies and documents as was necessary.

Marion Primary had a few leadership changes throughout 2023. By the end of Term 1, David O'Connell moved to a new role in the Department and we saw Guy Walmsley come into the school as the new Principal. The transition was smooth and seamless and I think this can be partially attributed to the open and honest communication that David and Guy had with the Governing Council.

At the end of Term 3 Sue Sifa finished up as Deputy Principal and we saw Georgina Sprigg stepping in for Term 4. Again, thanks to open and honest communication, this transition was smooth. Marion Primary has seen Georgina in the Deputy role in the past so we knew we were in good hands.

Our finance and OSHC sub-committees were headed by Trent McNamara with amazing work and support from Melissa Harris and Robyn Shanahan. A challenge in 2023 was working on aspects of OSHC feasibility. OSHC were not immune to the pressures of rising costs and this team worked very hard with support from the Governing Council to reduce those costs and support rostering ensuring our OSHC remains viable into the future.

A couple of other Governing Council achievements for 2023 I'd like to highlight are:

- The organisation of the Working Bee held mid-year to weed the school boundary and clean up the vegetable garden. This was followed up with Guy arranging Bunnings Warehouse to donate seedlings and run lessons with students to learn about growing

community.

- The Governing Council discussed and provided some feedback about the end of year Concert which resulted in a successful location change to the oval.

Focus for 2024

In 2024, I'd like to put a focus on looking at ways we can continue to foster Parent Engagement - I'd like to touch on the Literacy Open Morning coming up in Term 1 and encourage parents to get involved. I see this as a good start to get caregivers back into the classroom like we were pre Covid and restrictions.

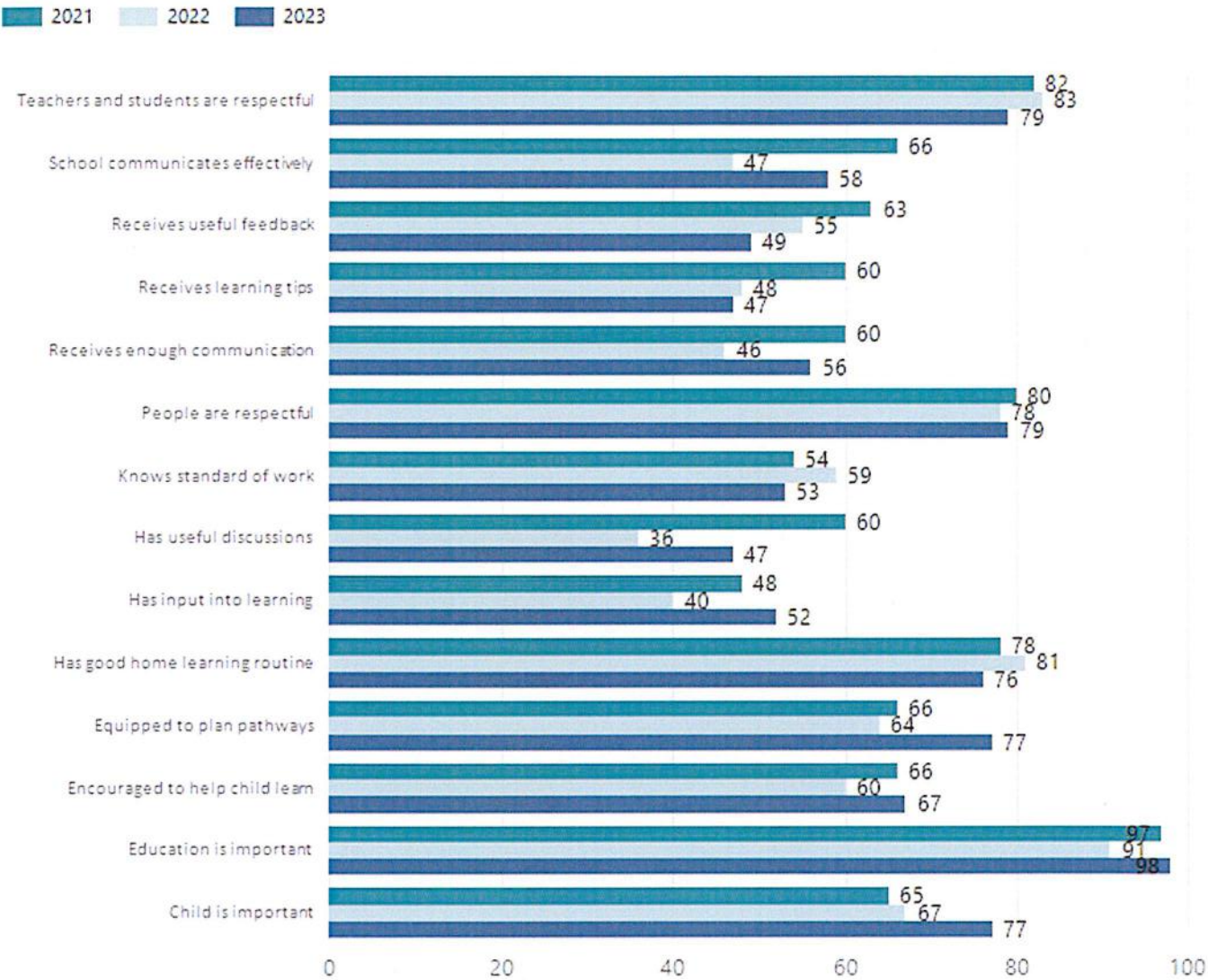
In closing, thank you to the 2023 Governing Council representatives for your time and effort. I look forward to working with the 2024 Governing Council to improve our school for its students and our community.

Jess Coles

Governing Council Chairperson

Parent Opinion Survey Results

Proportion of agree/strongly agree response(%)



Data Source: 2023 Department for Education Parent Opinions Survey, Term 3 2023.

Intended Destination

Leave Reason	Number	%
OV - LEFT SA FOR OVERSEAS	2	15.0%
TG - TRANSFERRED TO SA GOVERNMENT SCHOOL	6	46.0%
VI - LEFT SA FOR VIC	3	23.0%
WA - LEFT SA FOR WA	2	15.0%

Data Source: Department for Education Destination Data Report, 2023. Data extract term 3 2023. Data shows recorded destinations for students that left the school in the previous year. Data is uploaded by schools in term 3 and may not reflect final or total figures at time of report creation.

Highest Qualifications held by the teaching workforce and workforce composition

All teachers at this school are qualified and registered with the SA Teachers Registration Board.

Qualification Level	Number of Qualifications
Bachelor's degrees or Diplomas	12
Postgraduate Qualifications	4

Data Source: Data extracted from Mandatory Workforce Information Collections as on the last pay date of June 2023. As self-reported by staff in the system.

Please note: Data includes staff who are Actively employed and on extended paid leave. Please note only the highest qualification of the Teaching staff is reported. Excludes any number of other certifications earned.

Workforce composition including indigenous staff

	Teaching Staff		Non-Teaching Staff	
	Indigenous	Non-Indigenous	Indigenous	Non-Indigenous
Full-Time Equivalents	0.0	12.5	0.7	6.4
Persons	0.0	16.0	1.0	8.0

Data Source: Data extracted from Mandatory Workforce Information Collection as on the last pay date of June 2023.

Please note: Data includes staff who are actively employed and on extended paid leave.
"Indigenous category" is self-reported by staff in the system.

Financial Statement

Funding Source	Amount
Grants: State	\$2,362,942.67
Grants: Commonwealth	\$16,200.00
Parent Contributions	\$61,943.88
Fund Raising	\$8,647.20
Other	\$71,879.61

Data Source: School supplied data.